


Buy Verified Cash App Accounts

Telegram: [Easysmmit](#)

Whatsapp: [+1 \(863\) 364-4926](#)

Skype: [easysmmit@gmail.com](#)

Email: [easysmmit@gmail.com](#)



Can you buy verified Cash app accounts?

1. Purchasing verified Cash App accounts is fraught with significant risks and is generally discouraged. Such transactions often violate Cash App's terms of service, potentially leading to account suspension or permanent bans . Many sellers in this market are untrustworthy, with reports of scams where buyers lose money without receiving the promised accounts . Additionally, accounts obtained through these means may be compromised, exposing users to identity theft and financial fraud . Even if an account appears functional initially, Cash App may detect unusual activity or ownership discrepancies, leading to account closure and loss of funds . Furthermore, customer support may be inaccessible for such accounts, leaving users without assistance in case of issues . Instead of resorting to purchasing accounts, it's advisable to go through the official verification process to ensure security and compliance with Cash App's policies. ([Why Should You Buy Verified Cash App Accounts?](#), [Is It Safe To Buy Verified Cash App Accounts Online? 2025 - Career - Nigeria](#), [Understanding the Risks of Buying Verified Cash App Accounts - Genspark](#), [How to Buy Verified Cash App Accounts Without Getting Scammed](#), [Buy Verified Cash App Accounts: Everything You Need to Know on CreativeMornings](#))

Telegram: [Easysmmit](#)

Whatsapp: [+1 \(863\) 364-4926](#)

Skype: [easysmmit@gmail.com](#)

Email: [easysmmit@gmail.com](#)

Why You Should Buy Verified Cash app Accounts

Buying verified Cash App accounts may seem like an attractive shortcut, but it comes with a multitude of risks that far outweigh any perceived benefits. Verified accounts often offer features like higher transaction limits and access to additional services, but purchasing such accounts from third-party sources is typically a violation of Cash App's terms of service. Engaging in this practice can lead to the suspension or permanent banning of the account, leaving you without access to your funds. Moreover, these accounts may be linked to fraudulent activity or scams, exposing you to potential financial losses or identity theft. Even if the account appears legitimate at first, Cash App's security measures are designed to detect irregularities and prevent misuse, meaning you could face account closure at any time. Rather than taking the risk, it's far safer and more sustainable to go through the proper channels for verification, ensuring your account remains secure and compliant with Cash App's policies.

What you need to do to buy verified Cash app accounts

To buy a verified Cash App account, it's important to first understand the platform's verification process. Cash App typically requires users to submit personal information, including their full

name, date of birth, and the last four digits of their Social Security Number. This helps to confirm your identity and ensure the account is secure. When considering purchasing a verified account, be cautious of scams, as many third-party services offering such accounts may not be legitimate. It's always best to go through official channels and adhere to Cash App's terms of service. Purchasing a verified account from an unauthorized seller can result in losing your money or facing account suspension. Always prioritize security and privacy when dealing with financial services.

Buy Verified Cash App Accounts





contact us

telegram: **easysmmit**

skype: **easysmmit**

whatsapp: **+1 (863) 364-4926**

Email: **easysmmit@gmail.com**

Trusted website to buy verified Cash app accounts

easysmmit

If you're seeking a trusted platform to purchase verified Cash App accounts, **Trustsmmit.com** stands out as a reputable choice. This site offers fully activated accounts linked to real phone numbers, ensuring immediate usability for various transactions. Trustsmmit.com provides 24/7 customer support, assisting buyers throughout the process and addressing any concerns promptly. The platform emphasizes security, employing encrypted transactions to protect your personal information. While purchasing verified accounts can offer benefits like higher transaction limits and access to additional features, it's crucial to be aware of the risks involved. Always conduct thorough research and ensure the legitimacy of the platform before making a

purchase. For more information or to proceed with a purchase, you can visit their official website at <https://trustsmmit.com>. ([Best Website To Buy, Verified Cash App Accounts \(2025New, 2024Aged\)](#), [5 Best Website To Buy Verified Cash App Accounts in 2024 : CryptoAccounting](#))

What should you do after buy verified Cash app account?

Once you've purchased a verified Cash App account, there are several important steps you should take to ensure it's secure and functioning properly. First, log into the account and verify all your details, including checking the linked phone number, email, and other personal information. Update your password immediately to something strong and unique, especially if the account was purchased from a third party. Enable two-factor authentication to add an extra layer of security, preventing unauthorized access.

Next, ensure the account is set up according to Cash App's official terms and conditions. Be mindful of any potential risks, as using an account that's not properly secured could lead to financial losses or even account suspension. Familiarize yourself with all the account's features, including transaction limits, and check that you can use the full functionality of the platform without issues. Finally, monitor your account regularly for any unusual activity and report it immediately to Cash App's support team if anything seems suspicious.



Steps to Get a Verified Cash App Account

To obtain a verified Cash App account, follow these steps:

1. Download and Set Up Cash App: Begin by downloading Cash App from the official website or app store. Install the app and create an account using your email or phone number. You'll receive a confirmation code to verify your contact information.

2. Link a Funding Source: Add a debit or credit card to your Cash App account. This step is essential for transactions and accessing certain features.


3. Initiate Identity Verification: Navigate to your profile by tapping the icon at the top right of the home screen. Select "Security & Privacy," then proceed to "Identity Verification." Follow the prompts to enter your full legal name, date of birth, and the last four digits of your Social Security Number (SSN). In some cases, additional information such as a government-issued photo ID may be required . ([Why do I need to verify my identity \(ID Verification\)?](#))

4. Submit Required Documents: If prompted, upload clear, high-quality images of your photo ID and any other requested documents. Ensure that all details are legible and match the information provided in your profile. ([Cash App Identity Verification: Why It's Pending and How to Fix It Tickets by Christina Harris, Saturday, November 16, 2024, Online Event](#))

5. Wait for Verification: After submission, Cash App will process your information. Verification can take up to 48 hours, depending on various factors . You'll receive a notification once your account is verified. ([Cash App: How to Verify Your Identity and Bitcoin](#), [How to verify identity on Cash App \(Step-by-step guide\) - House of Debt](#))

6. Enjoy Enhanced Features: Upon verification, your account will have increased transaction limits and access to additional features such as Cash Card ordering and cryptocurrency trading. ([Cash App: How to Verify Your Identity and Bitcoin](#))

Remember, providing accurate and complete information is crucial for a smooth verification process. If you encounter any issues, contact Cash App support for assistance. ([Cash App: How to Verify Your Identity and Bitcoin](#))



Process for Verifying Funds on Cash App

Verifying funds on Cash App is a crucial step to ensure secure transactions and unlock higher spending limits. To initiate the verification process, open the Cash App and navigate to your profile by tapping the icon at the top right corner. From there, select "Security & Privacy," then

proceed to "Identity Verification." You'll be prompted to provide your full legal name, date of birth, and the last four digits of your Social Security Number (SSN). In some cases, additional documentation may be required, such as a government-issued photo ID, proof of address, or income verification .

Once you've submitted the necessary information, Cash App typically processes the verification within 24 to 48 hours. However, the duration may vary depending on factors like the volume of requests or the completeness of the provided details. To check the status of your verification, return to the "Identity Verification" section in your profile. If successful, your account status will display as "Verified," granting you access to increased transaction limits and additional features like Cash Card ordering and Bitcoin trading .

It's important to note that while Cash App aims to provide a seamless verification experience, delays can occur. If your verification remains pending beyond the expected timeframe, ensure that all information is accurate and complete. In cases of persistent issues, consider reaching out to Cash App's customer support for assistance. By completing the verification process, you enhance the security of your account and gain full access to Cash App's financial services.

Getting the Cash App Verification Code

If you're encountering issues receiving your Cash App verification code, there are several steps you can take to resolve the problem. Begin by ensuring that your internet connection is stable, as a weak or intermittent connection can hinder the delivery of the code. Switching between Wi-Fi and mobile data may help improve connectivity. ([\[Fixed\] Cash App Not Sending Code to Email/ Phone \(2023\) - UniTopTen](#))

Next, verify that the phone number or email address associated with your Cash App account is correct and active. If you've recently changed your contact information, update it within the app to ensure the verification code is sent to the right place. ([Why Is Cash App Not Sending Code? Try These 5 Fixes](#))

If you're still not receiving the code, consider checking your device's settings. Ensure that your phone is not in Airplane Mode and that you have sufficient signal strength. Turning Airplane Mode on and then off can sometimes reset your connection. ([Struggling with Android Verification Texts? Here's How to Solve It](#))

Additionally, check your email's spam or junk folder if you're expecting the code via email. Sometimes, verification emails can be mistakenly filtered. ([Why is Cash App Not Sending Code to Email 2024 Solved !\[\]\(3dfb8d66e81160ad61421a3452093d1b_img.jpg\)](#))


If none of these steps resolve the issue, it's advisable to contact Cash App support directly through the app. Navigate to your profile, select 'Support,' and choose the relevant issue to get assistance. ([Why Is Cash App Not Sending Code? Try These 5 Fixes](#))

By following these steps, you should be able to successfully receive your Cash App verification code and proceed with your transactions.

Timeframe for Cash App Verification Approval

Verifying your identity on Cash App is essential for accessing its full range of features, including higher transaction limits and the ability to buy and sell Bitcoin. Typically, the verification process is swift, often completing within 24 to 48 hours. However, several factors can influence this

timeframe. Providing accurate and complete information, such as your full legal name, date of birth, and the last four digits of your Social Security Number (SSN), can expedite the process. Additionally, submitting clear and well-lit photos of your government-issued ID and a selfie can help avoid delays . ([Cash App Identity Verification: Why It's Pending and How to Fix It Tickets by Christina Harris, Saturday, November 16, 2024, Online Event](#))

It's important to note that during periods of high verification volumes, such as after promotional events or app updates, the processing time may extend beyond the usual 48 hours. In such cases, Cash App may request additional documentation to verify your identity . If your verification remains pending beyond the expected timeframe, ensure all information is accurate and complete. You can check the status of your verification by navigating to your profile and selecting the "Identity Verification" section. If the process is still pending after 48 hours, consider reaching out to Cash App's customer support for assistance . ([Cash App Identity Verification: Why It's Pending and How to Fix It Tickets by Christina Harris, Saturday, November 16, 2024, Online Event](#), [How Long Does Cash App Verification Take & Bitcoin Verification 2023](#) , [Cash App Verification Stuck? 3 Instant Fixes for 2025 - Mac Issues](#))

By understanding these factors and taking proactive steps, you can help ensure a smooth and timely verification process on Cash App.



Verified Cash App Account Limits for Receiving Money

A verified Cash App account offers higher limits for receiving money, providing users with greater flexibility in managing their funds. Once you complete the verification process by confirming your identity, Cash App increases the amount you can receive, which can be

particularly useful for those who regularly receive payments, such as business transactions or larger personal transfers. Verification typically requires submitting personal information like your full name, date of birth, and the last four digits of your Social Security number. After verification, you can receive up to \$7,500 per week, making it an ideal option for individuals who need to send or receive substantial amounts. However, Cash App's limits vary depending on account status and may be subject to changes, so staying updated with their terms is important to avoid any interruptions.

Safest Methods to Receive Money from Strangers

When receiving money from strangers, safety should always be a top priority to avoid potential scams or fraud. One of the safest methods is through trusted digital payment platforms like PayPal, Venmo, or Cash App, which offer buyer and seller protection. These services have built-in security features, such as encryption and fraud detection, to help safeguard your funds. Another secure option is using a service that requires identity verification, such as bank transfers, which adds an extra layer of protection. It's also crucial to ensure that you are dealing with a reputable person or business before accepting any money. Avoid using platforms that don't provide any buyer protection, and never accept checks or money orders from unknown sources. Always verify the transaction and keep your payment information private to prevent unauthorized access to your accounts. By choosing reliable methods and remaining cautious, you can significantly reduce the risks when receiving money from strangers.

Safety of Linking a Bank Account to Cash App

Linking a bank account to Cash App can offer convenience for transferring funds, but it's important to ensure you're taking the necessary precautions to protect your financial information. Cash App uses encryption technology to safeguard your personal data and transactions, which adds an extra layer of security. However, it's essential to enable features like two-factor authentication and choose a strong password for your account. Additionally, be cautious when sharing your Cash App details or any personal information, especially with unknown individuals. While Cash App generally has a good security track record, always monitor your account for any unauthorized activity and report it immediately. You should also consider linking a debit card instead of a credit card or savings account for added security, as it offers a more direct and secure transfer method. By staying vigilant and using the app's built-in safety features, you can reduce potential risks associated with linking a bank account to Cash App.



Using Cash App Without a Linked Debit Card

Using Cash App without a linked debit card is entirely possible, although it does limit some functionality. Without a debit card, you can still receive money from others and use your Cash App balance for various transactions, such as sending payments to others or paying for goods and services that accept Cash App. You can also add funds to your Cash App account through direct deposits or by using the "Add Cash" feature, which allows you to transfer money from

your bank account. However, some features, like instant transfers to your bank account or using the Cash Card (Cash App's debit card), will be unavailable unless you link a debit card or bank account. Despite this, the app still offers a convenient way to send and receive funds, and you can always link a card later to unlock additional services.